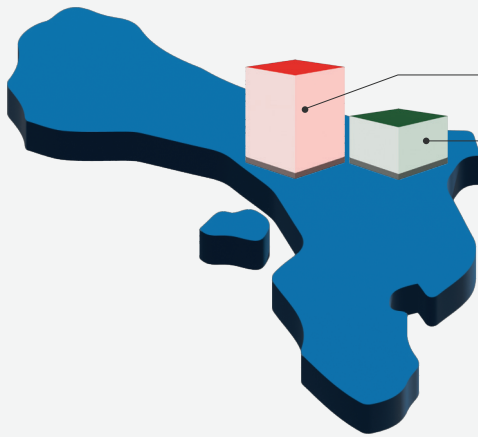




# Central Government income and expenses 2019

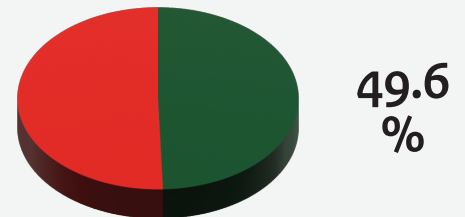
## Bonaire



Expenses  
**€ 268.800.000**

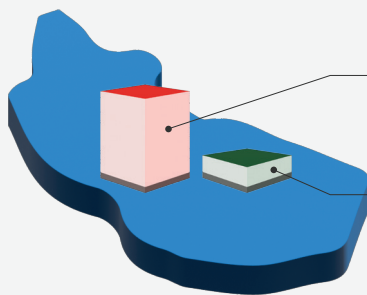
Income  
**€ 133.352.000**

Percentage of expenses covered by income:



Top 3 expenses:  
VWS - OCW - SZW

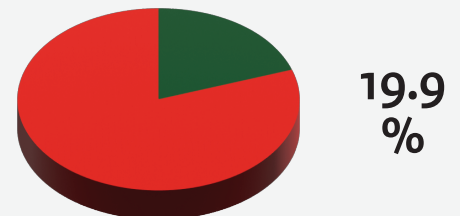
## St. Eustatius



Expenses  
**€ 99.339.000**

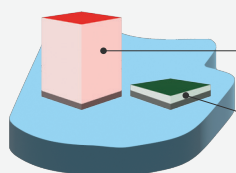
Income  
**€ 19.805.000**

Percentage of expenses covered by income:



Top 3 expenses:  
I&W - VWS - BZK

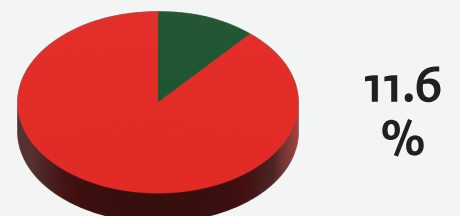
## Saba



Expenses  
**€ 76.097.000**

Income  
**€ 8.799.000**

Percentage of expenses covered by income:



Top 3 expenses:  
I&W - VWS - OCW

In 2019, the central government received an amount of approximately **€162 million in income** (taxes and premiums) from the Caribbean Netherlands and spent approximately **€444 million in expenses**.

VWS - Ministry of Health, Welfare and Sport  
OCW - Ministry of Education, Culture and Science  
SZW - Ministry of Social Affairs and Employment  
I&W - Ministry of Infrastructure and Water Management  
BZK - Ministry of the Interior and Kingdom Relations